

Author:  
Jennifer Smith,  
Risk Manager

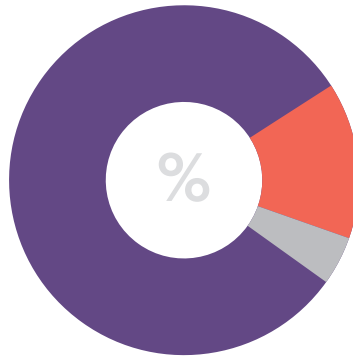
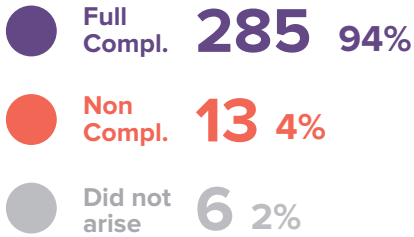
To:  
Audit & Risk  
Committee

Purpose:  
to Review the results of the legislative compliance  
survey and confirm recommendations

Date:  
29 May  
2018

Period covered	People finished	Obligations completed	Acts & Regs
01 Nov 2017 – 30 Apr 2018	38 / 42	304 / 320	27

### Results:

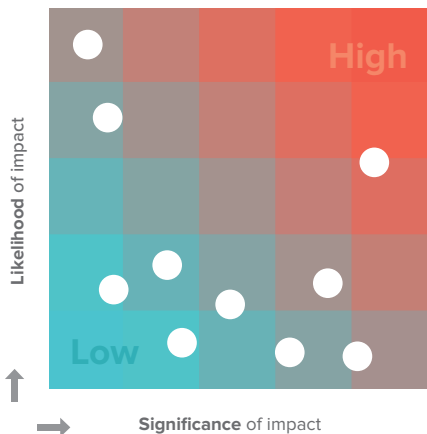


### Non-compliances:

- 7** Are resolved.
- 3** Have an action plan in place.
- 3** Have no action plan in place.

For details, go to [page XX](#) →

### Non-compliance hotspots

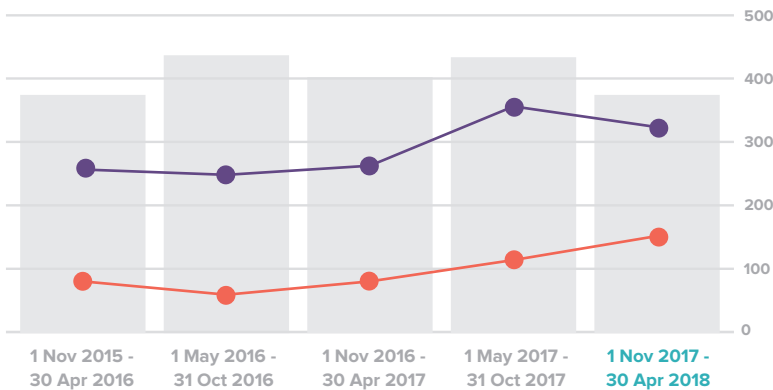


	% of Non-compliance	No of non-compl. obligations
Legislation area or category goes here, Lorem ipsum dolor sit amet, consectetur adipiscing elit.	40%	2/5
Legislation area or category goes here, Lorem ipsum dolor sit amet, consectetur.	20%	10/50
Legislation area or category goes here, Lorem ipsum dolor sit amet, consectetur adipiscing elit.	10%	2/20
Legislation area or category goes here, Lorem ipsum dolor sit amet.	5%	1/20
Legislation area or category goes here, Lorem ipsum dolor sit amet, consectetur adipiscing elit.	4%	1/25

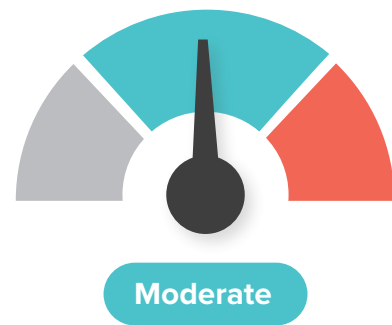
For details, go to [page XX](#) →

### Compliance trends

Full Compl. Non Compl.



### Impact of recent law changes



For details, go to [page XX](#) →